

# EVE Power Co., Ltd

## Product Specification

File No : LF280K-72174  
Version : B  
Effective Date : Mar 23, 2021

Product name : LFP Power Battery  
Model name : LF280K  
Specification : 3.2V 280Ah  
Draft : Shuao He 2021.3.23  
Checked : Yong Zhang 2021.3.23  
Approved : Dingding Yuan 2021.3.23  
Customer Approved :

Mail : [sales@evebattery.com](mailto:sales@evebattery.com)

Address : No .68 Jingnan Avenue, Jiaodao District, Jingmen High-tech Zone, Jingmen City, Hubei Province.

### History of specification

Date	Contents	Remarks
2020-09-23	First issue	Rf
2021-01-16	First issue	A
2021-03-23	Name change	B

## Contents

1. Scope.....	1
2. Description and Model.....	1
3. General Technical Parameter.....	1
4. Test conditions.....	2
5. Main Performance .....	3
6. Transportation .....	4
7. Storage.....	4
8. Points for attention .....	5
Appendix I : Two-dimensional graphs of Battery.....	6
Appendix II : Battery coding rules.....	7
Appendix III: Photos of battery appearance .....	7
Appendix IV: Battery packaging drawing .....	8
Appendix V: Electric performance curve .....	8

## 1. Scope

This specification is applied to Rechargeable LFP Power Battery with aluminum shell (3.2V 280Ah) manufactured by EVE Energy Co., Ltd., in which the description and model, main performance, test conditions and precautions of the product are included.

The product can be applied for Vehicle power supply, Storage system, etc.

## 2. Description and Model

2.1 Description: LFP Li-ion Power Battery with aluminum shell.

2.2 Model: LF280K

## 3. General Technical Parameter

#	Item		Parameter	Remark
1	Nominal Capacity		280.0 Ah	(25±2)°C, Standard charge and discharge
2	Typical Voltage		3.2 V	
3	AC Impedance Resistance(1KHz)		≤0.25 mΩ	
4	Standard charge and discharge	Charge / discharge current	0.5 C/0.5 C	
		Cut off voltage of charge / discharge	3.65 V/2.5 V	
5	Maximum charge / discharge current	Continuous charge / discharge	1 C/1 C	According to continuous / pulse charge and discharge ammeters
		Pulse charge / discharge (30s)	2 C/2 C	
6	Recommended scope of SOC		10%~90%	N.A.
7	Charging Temperature		0 °C~55 °C	According to continuous / pulse charge and discharge ammeters
8	Discharging Temperature		-20 °C~55 °C	

#	Item	Parameter	Remark
9	Storage temperature	Short term (within 1 month)	-20°C~45°C
		Long term (within 1 year)	0°C~35°C
10	Storage humidity range	<90%	N.A.
11	Self-discharge rate per month	≤3%/month	
12	Width	173.7 ±0.5 mm	
13	Dimension	Thickness (under 300 ±20 kgf , 30%~40% SOC )	72.0 ±1.0 mm
		Average thickness (200 pcs, under 300 ±20 kgf , 30%~40% SOC )	72.0 ±0.5 mm
14	High ( total )	207.5 ±0.5 mm	Refer to Appendix I
15	High ( subject )	204.6 ±0.5 mm	
16	Tabs Distance	123.0±0.3 mm	
17	Battery weight	5.42±0.3 kg	

## 4. Test conditions

### 4.1 Test environment conditions

Temperature: 25±2°C

Relative humidity (RH): 15%~85%

Atmospheric condition: 86KPa~106KPa

### 4.2 Standard Charge

The standard charge means charging the cell with charge current 0.5C(A) and constant voltage 3.65V at (25±2)°C, 0.05C cutoff.

### 4.3 Standard Discharge

The standard discharge means discharging the cell with discharge current 0.5C(A) and cutoff voltage 2.5V at (25±2) °C.

#### 4.4 Pole and Busbar welding requirements

No.	Item	Parameter	Remark
1	Penetration	$\leq 2.5\text{mm}$	
2	Pulling force	60-100kgf	
3	Temperature of pole plastic part	$\leq 150^{\circ}\text{C}$	Related to power and time
4	The pressure on the pole	$\leq 700\text{N}$	

## 5. Main Performance

### 5.1 Electrical performance

No.	Item	Requirements	Measuring Procedure
1	Rate discharge performance at 25°C	Discharge capacity/nominal capacity $\times 100\%$ A) 0.5C (A) $\geq 100\%$ B) 1.0C (A) $\geq 98\%$	After standard charge and 1h rest, discharge to 2.5V cutoff with the current of 0.5 C (A), 1.0C (A), respectively. If the discharge capacity fails to meet the technical requirements, this test is allowed to be repeated three times
2	Discharge performance at different temperature	Discharge capacity/nominal capacity $\times 100\%$ A) $55^{\circ}\text{C} \geq 95\%$ (Cutoff 2.5V) B) $-20^{\circ}\text{C} \geq 70\%$ (Cutoff 2.0V)	Measure the initial capacity and state of the battery: A) after standard charge and 5h rest at $55^{\circ}\text{C}$ , discharge to 2.5V cutoff with the current of 0.5C(A); B) after standard charge at $25\pm 2^{\circ}\text{C}$ and 24h rest at $-20^{\circ}\text{C} \pm 2^{\circ}\text{C}$ , discharge to 2.0V cutoff with the current of 0.5C(A).
3	The capacity retention and recovery at 25°C	Capacity Retention $\geq$ nominal capacity $\times 95\%$ Capacity Recovery $\geq$ nominal capacity $\times 97\%$	Measure the initial capacity and state of the battery, after standard charge and stored for 28 days, discharge to 2.5V cutoff with the current of 0.5C (A), calculate the remaining capacity, the retention can be expressed as a percentage of nominal capacity. After standard charged and 30mins rest, calculate the discharging capacity (Ah), the recovery can be expressed as a percentage of nominal capacity. The recovery is measured with discharge current 0.5C (A) with 2.5V cut-off at $(25\pm 2)^{\circ}\text{C}$ .
4	cycle life at 25°C	$\geq 6000$ cycle @0.5C/0.5C	Under the 300kgf clamp, after standard charged and 30mins rest, discharge to 2.5V cutoff with the current of 0.5C(A) at $(25\pm 2)^{\circ}\text{C}$ , and then start the next cycle, end with the capacity decreasing to 80% of the

			initial capacity. The number of cycles is defined as the cycle life of the battery.
5	cycle life at 45°C	≥2500 cycle @0.5C/0.5C	Under the 300kgf clamp, after standard charged and 30mins rest, discharge to 2.5V cutoff with the current of 0.5C(A) at (45±2) °C, and then start the next cycle, end with the capacity decreasing to 80% of the initial capacity. The number of cycles is defined as the cycle life of the battery.
6	End of life management	capacity/nominal capacity <70%	During the use of the battery, the battery shall be stopped when the end of life regulations are exceeded.

### 5.2 Safety performance

No.	Item	Requirements	Measuring Procedure
1	Over Discharge	No fire、No explosion	Reference: GB/T 36276-2018 《Lithium ion battery for electrical energy storage》
2	Over Charging	No fire、No explosion	
3	Short-Circuit Test	No fire、No explosion	
4	Drop Test	No fire、No explosion	
5	Heating	No fire、No explosion	
6	Extrusion Test	No fire、No explosion	
7	Low pressure test	No fire、No explosion、No leakage	
8	Thermal runaway	No fire、No explosion	

## 6. Transportation

Battery for shipping should be packed in boxes with the State of charge (30%~50%SOC). The Violent vibration, impact extrusion, sun and rain should be prevented during shipping.

## 7. Storage

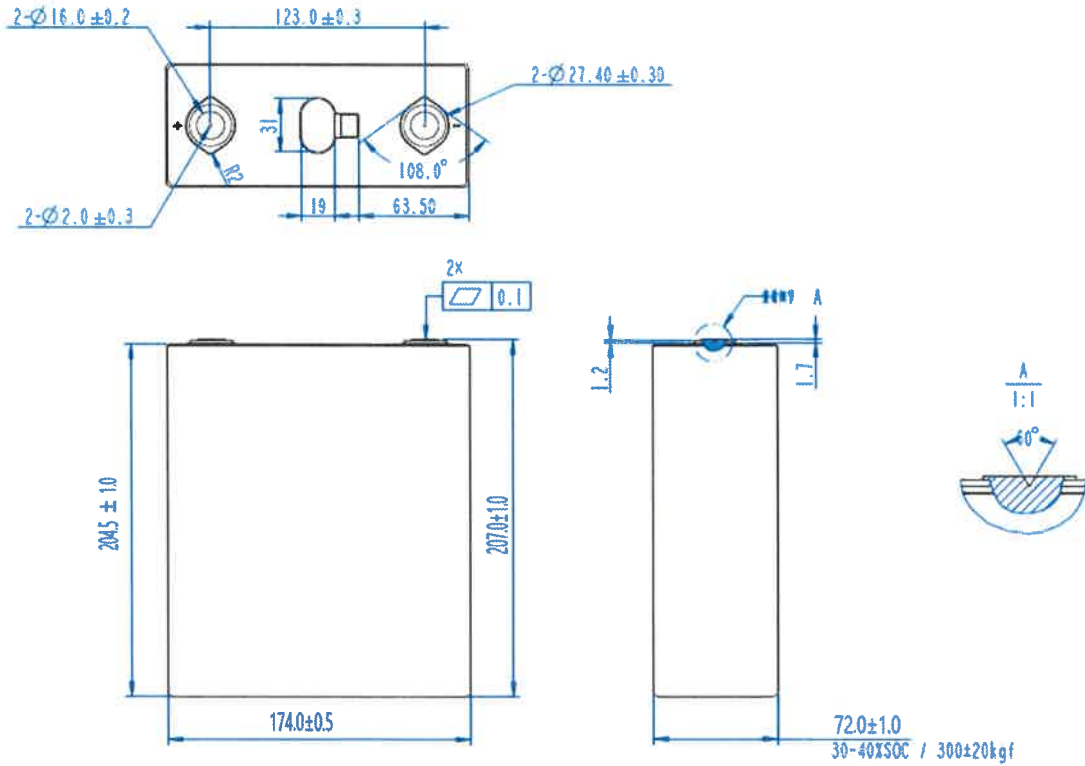
Batteries should be stored (more than 1 month) indoor with a dry and clean environment at 0 °C~35 °C. Avoiding contact with corrosive substances and staying away from fire and heat source. The battery should be charged and discharged every 6 months. The SOC for storage is between 30% ~ 50%.

## 8. Points for attention


1. When the battery is charged and discharged, the conditions for monitoring and protecting the battery voltage, current and temperature shall be ensured.
2. Please keep the battery away from the heat source, fire source and other corrosive environments such as heating, strong acid and strong alkali.
3. Do not short circuit the battery or install it with incorrect polarity at any time, otherwise it can cause serious damage to the battery and cause danger.
4. Do not mix batteries of different models or manufacturers.
5. Do not use external force to make the battery fall, impact or puncture. Do not disassemble the battery or change the external structure.
6. When the battery is not used for a long time, please keep the battery in the state of 30%-50% SOC, and avoid the environment of strong direct sunlight or high temperature and humidity.
7. When operating the battery, it is necessary to wear rubber gloves and other protective devices.
8. In case of leakage, smoke or damage of battery, please stop using immediately and contact our company for handling.



**Appendix I : Two-dimensional graphs of Battery:**



**Appendix II : Battery coding rules:**



A9900000001  
LF280K 896Wh

0000001: No.18-24, serial number of the same model produced on the same day

A99: No.15-17, manufacture date, September.09,2020

04QC876712700J

J: No.14, production address, J: Jingmen, H: Huizhou

712700: No.8-13, traceability code: 71/72: Q7 factory, production line 71/72, and so on; 27: the last two number of task order

76: No.6-7, code of cell specification, LF280K cell

B: No.5, code of cell type, LiFePO<sub>4</sub>

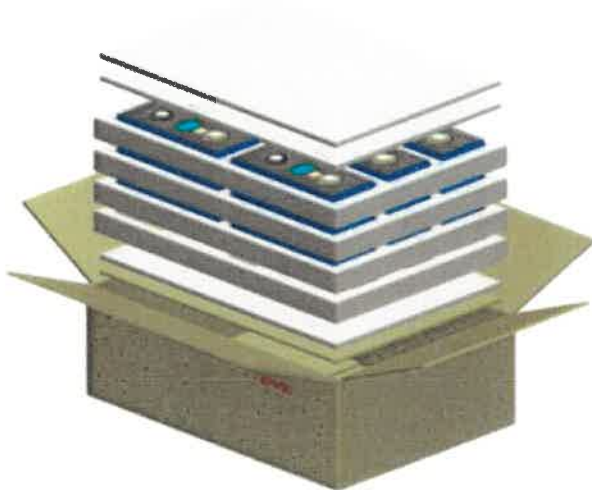
C: No.4, code of production type, cell

04Q: No.1-3, Vendor code, EVE


**Appendix III: photos of battery appearance:**



**Appendix IV: battery packaging drawing**



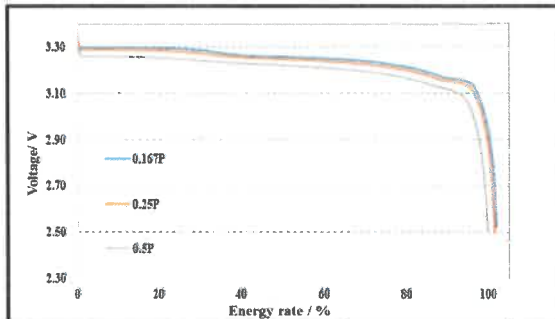
Length\*width\*height 426\*302\*245mm



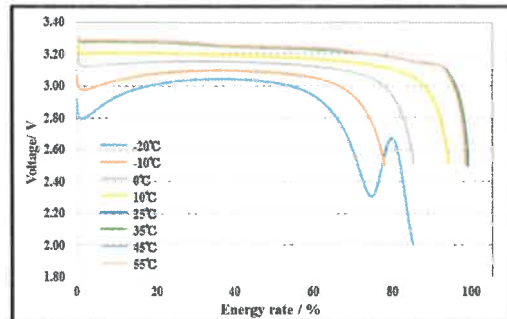
Length\*width\*height 1300\*1100\*1140mm

**Appendix V: electric performance curve:**

1、Rate discharge curve at 25°C



2、Discharge curve at different temperatures(0.5P)



3. Cycle curve (charge/discharge:0.5C/0.5C, 3.65V-2.5V)

